

# Sunny Days



## English Language Arts

### Who are the people in your neighborhood?

|  |      |      |
|--|------|------|
| FOUNDATIONAL SKILLS                    |      |      |
| Words to Know<br>HIGH-FREQUENCY WORDS  |      |      |
| all                                    | does | here |
| me                                     | my   | who  |
| Comprehension Skills<br>and Strategies |      |      |
| TARGET SKILL                           |      |      |
| • Text and Graphic Features            |      |      |
| • Author's Word Choice                 |      |      |
| TARGET STRATEGY                        |      |      |
| • Question                             |      |      |
| Spelling                               |      |      |
| Short e; Consonants y, w               |      |      |
| yet                                    | wet  |      |
| web                                    | leg  |      |
| pen                                    | hen  |      |
| Grammar                                |      |      |
| Adjectives                             |      |      |
| Vocabulary Strategies                  |      |      |
| Alphabetical Order                     |      |      |

Hello my dear 2nd Graders!

You are doing a **good job** and trying your best in doing your Seesaw activities, reading stories, spelling words, writing neatly, helping each other and listening to teachers. Keep going!

This month, we will start a **new chapter** with Journeys entitled "**Lucia's Neighborhood**". Do you still remember the time we **went** around our **school neighborhood**? What did you see? What did you like about it? We will also learn a new song "**short vowel e**". But because of the virus, we cannot sing it, so we will just listen to it.

Let's have fun learning English!

Ms. Gundayao



## Arts and Craft

"Painting is just another way of keeping a diary".

- Pablo Picasso

Hello everyone!

It's already **June**, and the weather can be gloomy, wet, and hot! Remember to hydrate and stay healthy. This month we will be **learning how to use our paint sets**.

There are **a lot of ways** to use paint in Art. This year, we will explore many different techniques to use paint. For our first project this month, we will learn **how to use** and **take care** of our paint brush, palettes, and buckets.

Your paint sets will last you **all the way up to the 6th grade** so take good care of them!

Let's **enjoy** and have some **cool** art works!

Ms. Gundayao



### Our Projects

Painting Foundation  
The Rainbow Fish

### Useful Words

water palette  
bucket cloth  
balance mix  
rinse brush



## Physical Education

### Move like an animal in June!

#### Useful Words

Leap  
Point  
Turn  
Move like ~  
Mimic  
Copy

Hello 2<sup>nd</sup> graders!

Last month, we prepared well for the **sports day** and dance, and... **it was great!!** Well done, everyone!!

This month, we will finish doing the **physical fitness testing**, such as ball throwing. After that, we will do activities such as "Animal Land" where we **move like an animal!**



Mr. Smith



## Mathematics



Take away 28 from 93.    Add 24 and 58.    Subtract 15 from 80.

Hello my dear 2nd Graders!



Did you have fun measuring **lengths** in **centimeters** and **millimeters**? Do you know how wide your **Math Textbook** is? How many centimeters long is your **pencil case**? Remember to use your ruler properly to measure length.

We will soon start our chapter on **Addition and Subtraction!** This is a fun topic for many students. Don't forget your addition and subtraction strategies because we will need those when we learn about **vertical addition and subtraction**. Let's do our best!

#### Useful Words

Vertical Form  
Calculation  
Place Value  
Digit, Carrying  
Borrowing  
Regrouping

Ms. Gundayao



# Shooting Star



## English Language Arts

### Rain... rain go away!

### The 3<sup>rd</sup> Graders want to play!

#### Words to Know:

- eat
- give
- one
- put
- small
- take

Hello 3<sup>rd</sup> graders!

Are you a **good friend**? How are you a good friend?

This month, we will learn how we can show a friend that we care about them through our new story, "A Cupcake Party".



Here's a clue for one of the topics that we will learn:

Do you know the opposite of the word **ANTONYM**?

Mrs. Hart



## Arts and Craft

### "Art is for everybody."

- Keith Haring

Hello 3<sup>rd</sup> Graders!

This month, we are going to continue working on our **Dream Insects** data cards. I always enjoy connecting Art with Science and other subjects. I love all your creative ideas.

We will also begin to study about a **pop artist** named **Keith Haring**. Have you seen his work before? It is often used for designs on clothes. Keep your eyes open for his interesting Art style!



#### Our Projects

- Dream Insect
- Keith Haring Art

#### Useful Keywords

- energy
- bold
- bright
- contrast
- message

Mr. Chia



## Physical Education

### Things are starting to heat up!

Hello 3<sup>rd</sup> graders!

It's already June!? Wow. It'll be hot soon...



Last month we practiced for our **sports day** activities, and it was a huge success! Well done! This month, we will finish up our **physical fitness testing** and begin our training on the **iron bars**. We will do and revisit various movements on the bars!

As always, let's stay hydrated and always do our best!!

Mr. Smith



## 123 Mathematics

### Tick tock tick tock! Time flies!

We are now done with Division and Remainders!

This month, we will learn about **Time** and **Duration**. This should be easy as you also learn this in your Japanese Math.



Can you solve this problem?

Baking cupcakes takes 2 hours and 10 minutes. Mrs. Hart wants to be finished baking by 5:15. What time should Mrs. Hart start?

#### Words to Know:

- time
- duration
- hours
- minutes
- time past
- time before

Mrs. Hart





## English Language Arts

**Important words:**

- Both
- But
- Compare
- Different
- Feel
- Quotation Mark
- Take a trip

### Things are heating up in June!


Hi 4<sup>th</sup> graders! How are you?!

Last month, we finished studying long o and long u words, studied the new words to know, and began reading *The Big Trip*. Nice work!!

This month, we will continue to read the story, learn how to compare things and use compound sentences, study long e words and more!!

Remember to finish all of your Seesaw activities, and always write and submit a journal every week!

Let's do our best!!



Mr. Smith



## Arts and Craft

### Create with your heart and build with your mind.

Hello 4<sup>th</sup> Graders!

We have started on our Shiny Bucket project and I really like the work that you have done. I am looking forward to seeing all your completed artwork this month. I wonder what you will put inside the buckets when you have finished.

When we are done, we will start our next project, which is called "Silhouette Art". Do you know what a silhouette is?

Let's have another fun month!

**Useful Words**

- Foil
- Lines
- Seamless
- Cellophane
- Outline
- Reverse

Mr. Chia



## Physical Education

**Important words:**

- First
- Second
- Third
- Base
- Catch
- Outfield
- Underhand

### Kicking up a notch in June

Hello again, 4<sup>th</sup> graders!

How was sports day? All of you tried your hardest, so I'm very proud of you!

This month, we will finish all of the sports tests, and we will soon begin kick baseball; we will learn the rules, the positions, the skills, and more! It should be a lot of fun!!

Perhaps also remember to bring your tea bottles and drink lots of fluid!



Mr. Smith



## 123

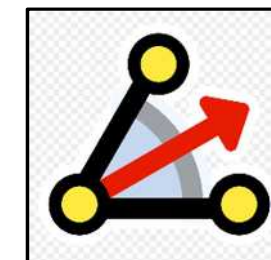
## Mathematics

### Angles!

Hello, 4<sup>th</sup> graders!

Great work on the line graph unit last month! Our lessons in June will be fun, too. We will start learning about angles! You can see angles everywhere - wide angles and narrow angles, too.

As you walk around the school and your home, please see what kind of angles you can find. Also, you will need your protractor in class. Don't forget to put it in your bag!



Mr. Bond



# Special Times



## English Language Arts

**This Month**

**Dogs** Key Question: What do pets need to be healthy and happy?

**Spelling**

Long Vowels a, i

|       |       |
|-------|-------|
| cake  | prize |
| mine  | wipe  |
| plate | race  |
| size  | line  |
| ate   | pile  |
| grape | rake  |

**Target Vocabulary**

|         |         |
|---------|---------|
| hairy   | canned  |
| mammals | shown   |
| litter  | clipped |
| stayed  | coat    |

**Phonics**

Long Vowels a, i  
Sounds for c

**Grammar**

Types of Sentences

**"You don't have to see the whole staircase, just take the first step." - Martin Luther King Jr.**

Hello again!

Two months have passed in the 5<sup>th</sup> Grade and I am very happy to see how well you have all adjusted. It is very encouraging to see all the effort you put in every day. Let's keep the momentum going.

This month, we will continue with our unit and key question **"What do pets need to be healthy and happy?"** We have been working on the phonics section of the unit and will start reading the Anchor text this month and think more about the Author's Purpose.

We recently had the State of Emergency declared in Okayama and so we were not able to sing songs in English class. This month, we will continue to sing **"Fight Song"** by Rachel Platten. I hope the situation in Okayama improves quickly. Stay safe everyone!



Mr. Chia



## Physical Education

**Key Words**

in sync

baton

rhythm

hydration

### Dancing!

Hello, 5<sup>th</sup> graders!

April went by like a breeze! It's already May, which means it is time for our Sports Day.

Last month we worked on running quickly. We will continue to practice running and passing the baton smoothly. However, this month we will begin practicing our dance! This dance will be together with the 6th graders. That's right, 5<sup>th</sup> and 6<sup>th</sup> graders will dance together! Put on your red shoes and dance the blues!



Mr. Bond



## Arts and Craft

**Creativity is contagious, pass it on!**

- Albert Einstein



Hello 5<sup>th</sup> Graders!

I hope you had a wonderful time during our Sports day. We just finished our 3D Name Sculpture project. I am so proud of your great effort and creativity. Let's keep going!

In June, we will continue our Still Life Sketch. Let's do our best to apply the different techniques that we have learned as well as pencil control and soft touch when shading. Always remember your light source too! Darken the outer part to create the illusion of depth.

**Useful Words**

- Value
- Shading
- Line spacing
- Cross hatching
- Stippling
- Shadows
- Highlight

Here are some of your friend's work. Awesome art works, 5<sup>th</sup> Graders!




I'm looking forward to seeing your artworks. Let's enjoy and have fun!

Ms. Gundayao






## English Language Arts



Hello, 6th graders!  
Everyone did a **great** job in the **Sports Day**! Your **Hanagusa Ondo** dancing was fantastic! This was the last Sports Day for you in elementary school, so I'm sure it will be a **lasting memory** for you.



This month we are going to read a story about **music**. It's called **Ah, Music!** What is music to you? What does it make you **feel**? Everyone has music **inside** of them - let's learn more about it this month!

Mr. Bond



## Physical Education

### Key Words

Batting stance

Run to the base

Throw to the base

### Teeing it up in June!

Hello 6<sup>th</sup> graders!

**Last month**, we prepared for the **sports day** and you guys did very well. Well done!!

**This month**, we will finish up the **sports testing**; and when we do, we will begin playing **Tee Ball**. We will learn to have a good **batting** stance; we will learn to **hit** the ball; and we will learn about the **positions** of baseball.

Mr. Smith



## Arts and Craft

"Art is too important not to share."

- Romero Britto

Hello 6<sup>th</sup> Graders!

You have been working very hard on our **favorite place in school** project. I am very proud of the work and progress all of you have made. Although they are not finished yet, please have a look at some of the awesome Art you are creating. I hope that we will be able to **finish this project soon**.

After we complete this project, we will begin to **collaborate as a group** to create a **short stop motion animation**. The process will involve a lot of **teamwork** and **storyboarding** will also be an important part of the project.

### Artwork Showcase



### Our Project

My Favorite Place in School  
Stop Motion Animation

### Useful Words

Background  
Foreground  
Frame  
Storyboard

Mr. Chia

